


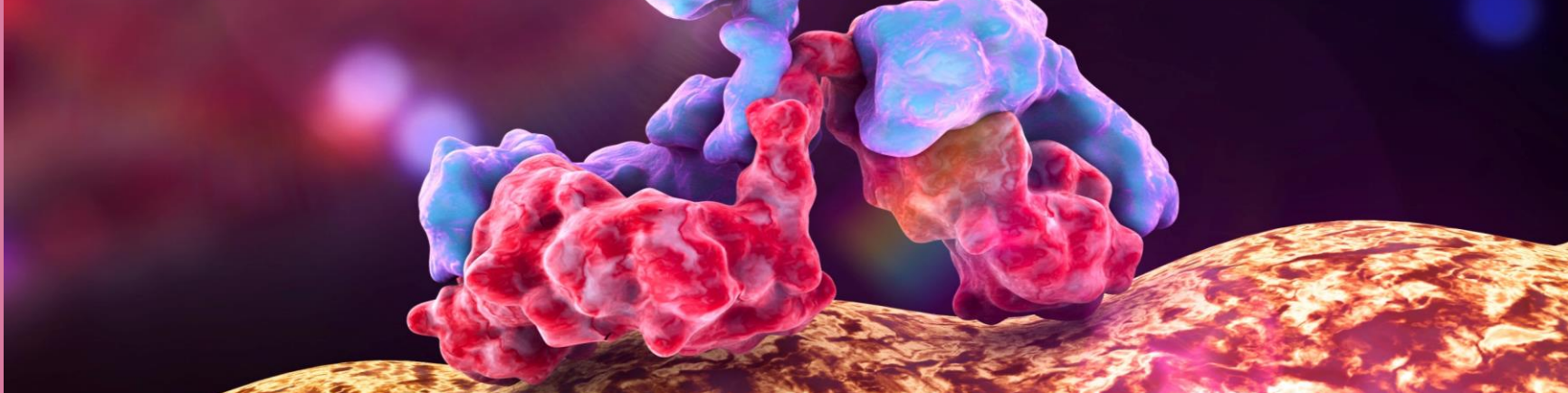
Overview

Ex vivo estimation of Daratumumab Hematotoxicity in Killing Progenitors results in a Therapeutic Window assay

Click  to learn more

Click  for custom assays in solid tumors

Click  for custom assays in hematological malignancies



Therapeutic window assays for NK-engagers: Killing activity tumor cells vs progenitors

Daratumumab is less active on Healthy CD34+CD38- progenitor cells.

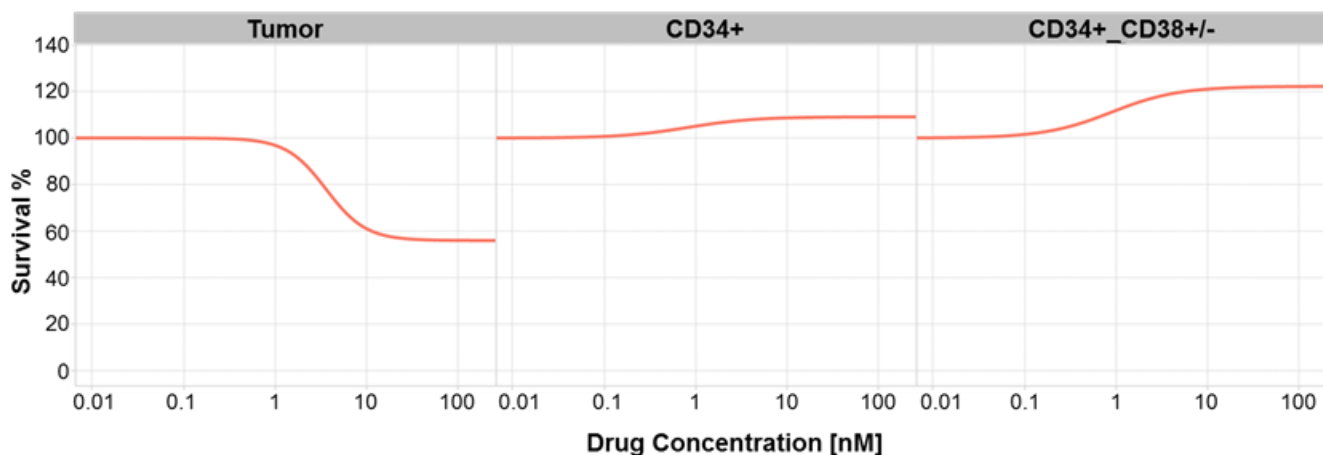



Figure 1. Dose response curves of daratumumab in plasmatic and progenitor cells

Overview

Ex vivo estimation of Daratumumab Hematotoxicity in Killing Progenitors results in a Therapeutic Window assay

Click  to learn more

Click  for custom assays in solid tumors

Click  for custom assays in hematological malignancies

Specificity & Therapeutic Window ex vivo is higher at High CD38 Expression

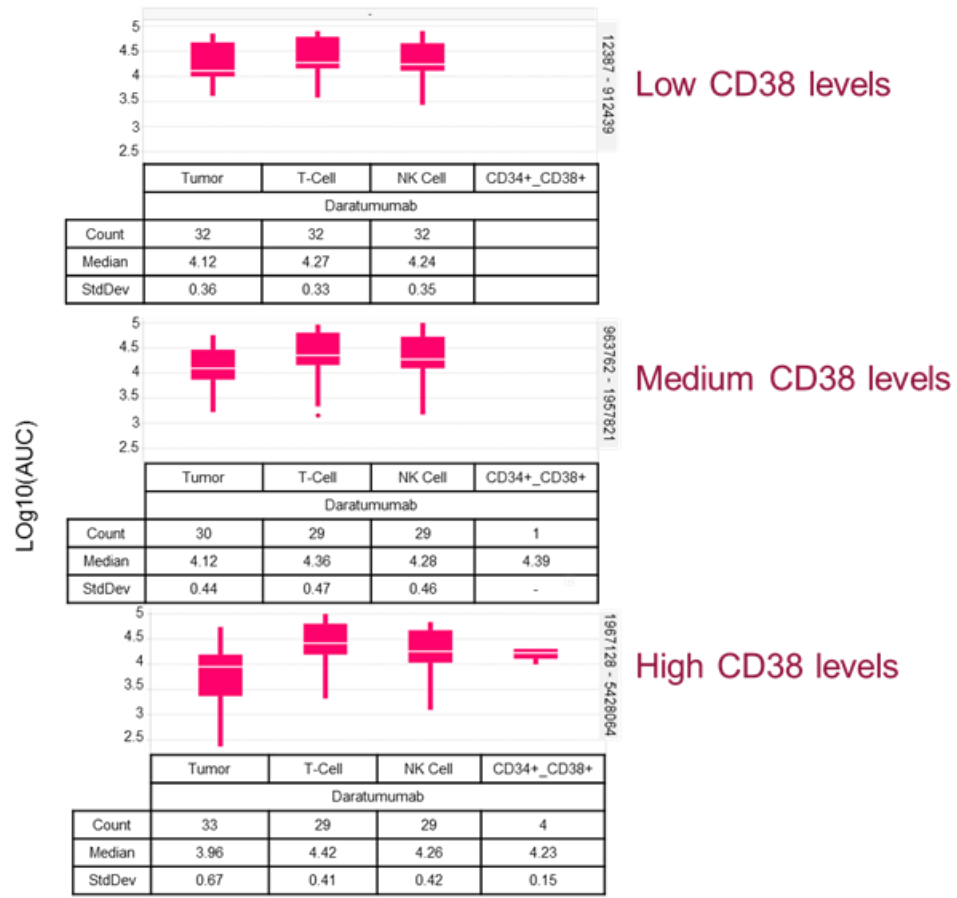




Figure 2. Correlation between CD38 expression on different cellular subsets and activity (AUC) in MM patients

-  Hematotoxicity:
 - Daratumumab Less Active on Progenitor Cells
-  Specificity & Therapeutic Window depend on CD38 expression on tumoral cells